


AB 1 "Schüttelbox"
Belade die Box nach Vorgabe, schüttele, male und notiere
das Ergebnis

17.11.21



7

□ □

7

□ □

7

□ □

7

□ □

7

□ □

7

□ □

7

□ □

7

□ □

7

□ □

8

□ □

8

□ □

8

□ □

8

□ □

8

□ □

8

□ □

8

□ □

8

□ □

8

□ □

9

□ □

9

□ □

9

□ □

9

□ □

9

□ □

9

□ □

9

□ □

9

□ □

9

□ □

Ll

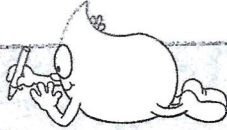


AB, Abschluss L, l

Name: _____

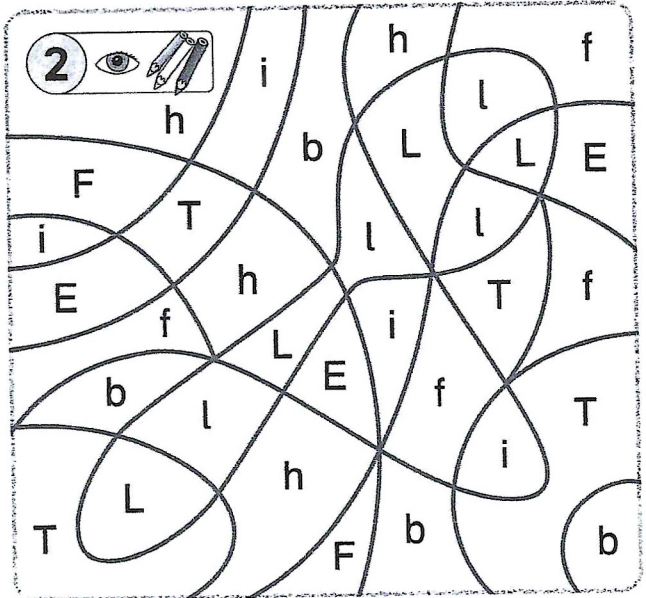
Datum: 19.11.21

1



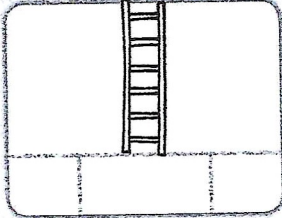



Handwriting practice lines for the letter 'L'. It consists of four rows of horizontal lines. The first two rows have vertical lines at the beginning and end, forming a 'U' shape. The last two rows have vertical lines at the beginning and end, with a dotted line in the middle for tracing.


2



3



4



5



Limo

Lilo

Ali

lila

6



La

ma




Li

mo


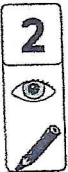
Handwriting practice lines for the words 'Limo' and 'lila'. It consists of two rows of horizontal lines with vertical lines at the beginning and end, forming a 'U' shape.

A3 „Wörterschnecke“



Four sets of handwriting practice lines, each consisting of a top line, a middle line, and a bottom line, with a small square marker at the end of each line.

Flex und Flora Kopiervorlagen 1 (978-3-425-14516-7)
© 2013 • Diesterweg • Braunschweig



Four sets of handwriting practice lines, each consisting of a top line, a middle line, and a bottom line, with a small square marker at the end of each line.